



# Nā Wai Ola Public Charter School

Hawai'i | 18-1359 Volcano Highway | Established 2000

## Our Mission

Nā Wai Ola Public Charter School's staff, parents, and community are dedicated to the intellectual, personal, social, emotional, and physical growth of students. Our highly qualified and skilled staff recognizes the value of professional development to rigorously challenge students. Our teaching practices are grounded in Hawaiian culture, values, and traditions, and are reflective and responsive to the needs of our students. Through our Hawaiian-focused, project-based learning experiences and opportunities, our students discover their potential, achieve readiness for their life's journey, and succeed in a safe and caring environment.

## Our Story

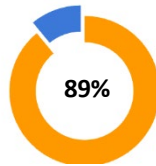
Nā Wai Ola Public Charter School is a Grade Kindergarten – 5 school, founded in July of 2000, and has evolved to become who we are today...a Hawaiian-focused, project-based learning school that implements Hawaiian culture, values, and traditions as its guiding principle. Grade-level projects are centered around Aloha 'Āina (love of our land) and are focused on sustainable living through 'Ike Hawai'i (Hawaiian knowledge) and Mahi'ai (Hawaiian agricultural practices). Nā Wai Ola Public Charter School is committed to educating and caring for the whole child (intellectual, personal, social, emotional, and physical well-being), providing a well-rounded, educational experience through a project-based learning program in 'Ike Hawai'i and Mahi'ai that includes all academic core content areas.

96

Students enrolled

--

of students are English language learners



of students are economically disadvantaged

--

of students receive special education services

--

of special education students are in general education classes most of the day

## Academic Performance Framework

**Total Points 80/73**

### Indicator 1: Mission Aligned Initiative (MAI) (30/30 Points)

1A. The school is implementing its mission and vision based on its mission statement (max 20 points).

Measure	Basic (10)	Practiced (15)	Ingrained (20)	Score
Mission alignment to student success school process includes	Articulation of school mission/vision	Articulation of curriculum, Instruction, and assessment that target the school mission/vision	Articulation of a yearlong curriculum, instruction and assessments that target the school mission/vision	20

1B. Share what you have done as a school to meet your mission (1,000 word narrative) (max 10 points).

Measure	Approaches	Practices	Ingrained	Score
The educational program is aligned to the mission				10
The mission guides decision-making and priority setting				
The mission is reflected in student learning and progress				

**Indicator 2: Standardized Assessments Strive HI (43/70 Points)**

**How are students performing in each subject?**

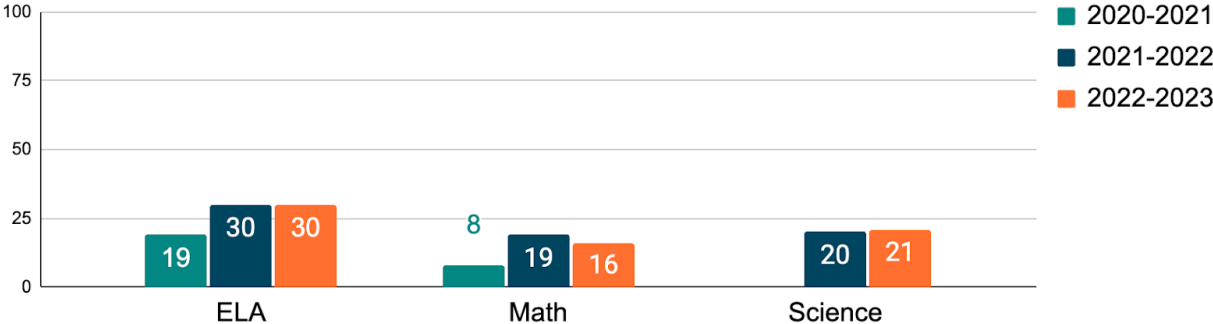


FIGURE 1 PERFORMANCE DATA IN ELA, MATH, AND SCIENCE FOR 2020-2021, 20201-2022, 2022-2023

**How are students performing compared to others?**

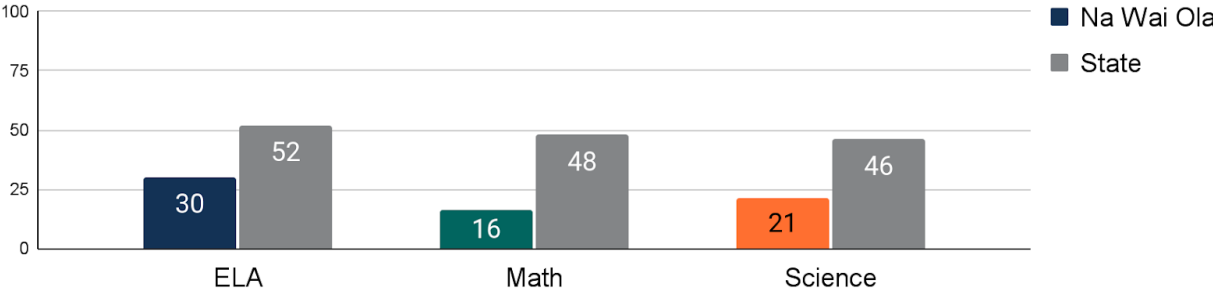


FIGURE 2 STUDENT PERFORMANCE COMPARED TO OTHERS SY 2022-2023

**How are students subgroups performing?**

- Non High Needs
- High Needs: special education students, English learners low Socioeconomic students

**Language Arts**

23% -- %

**Achievement Gap**

--

**Math**

13% -- %

**Achievement Gap**

--

**How do students grow over time?**

Student growth is represented by a Median Growth Percentile (MGP) which ranges from 1-99. Typically, a student with a MGP score of 50, acquired one year of academic growth.



**How do students feel about their school?**

Percent of students reporting positively on the Panorama Student Perception Survey



**How many students missed 15 or more days of school this year?**

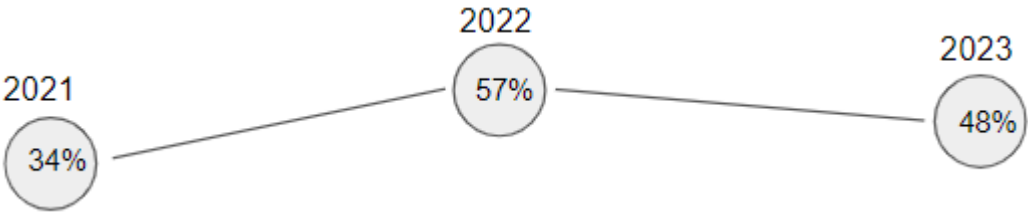


FIGURE 3 PERCENTAGE OF STUDENTS THAT MISSED 15 OR MORE DAYS OF SCHOOL IN SCHOOL YEARS 2021, 2022 AND 2023

**Post-Secondary Readiness:**

**54%** 3RD GRADE LITERACY  
of 3<sup>rd</sup> graders reading near, at, or above grade level

Indicator 3: Comparative Performance - *Optional* (4/6 Supplemental Points)

Measure	Grade Levels	Nā Wai Ola	Complex Area (K-K-P)	Does not meet (1) Meets (2)	Total
ELA	3-8, 11	30%	31%	Does not meet	1
Math	3-8, 11	16%	18%	Does not meet	1
Science	3-8, Biology EOC	21%	19%	Meets	2

Indicator 4. School Reported Data - Site-Relevant Diagnostics - *Optional* (3/9 Supplemental Points)

Measure	Description
Adaptive Diagnostic Tool	N/A
Local-Specific Diagnostic Tool	N/A
Universal Screener	iReady Diagnostic Assessment for Reading & Math: BOY (FALL), MOY (WINTER), EOY (SPRING)
<b>Narrative Analysis of Data Score (9)</b>	3

# Financial Performance Framework

Audited Fiscal Year 2022-23

<b>Low</b>	<b>1</b>
------------	----------

### Risk Assessment Result Formula

$(\text{Current Ratio} \times 0.10) + (\text{Unrestricted Days Cash} \times 0.35) + (\text{Debt to Asset Ratio} \times 0.10) + (\text{Cash Flow} \times 0.10) + (\text{Total Margin} \times 0.25) + (\text{Budget Variance} \times 0.10) = \text{Final Risk Assessment Score}$

The individual indicators and final risk assessment results are represented as one of five categories based on the school’s risk assessment calculations and are rounded to the nearest whole number.

<b>Low</b>	<b>Acceptable</b>	<b>Moderate</b>	<b>High</b>	<b>Significant</b>
<b>1</b>	<b>2</b>	<b>3</b>	<b>4</b>	<b>5</b>

## Nā Wai Ola Public Charter School

Current Ratio	Unrestricted Days Cash	Debt to Asset Ratio	Cash Flow	Total Margin	Budget Variance
6.3	264 days	15.55%	\$25,192	3.52%	88%

$$(1 \times 0.10) + (1 \times 0.35) + (1 \times 0.10) + (1 \times 0.10) + (1 \times 0.25) + (5 \times 0.10) = 1.40$$

$$0.10 + 0.35 + 0.10 + 0.10 + 0.25 + 0.50 = 1.40 \text{ (Rounded)} = 1$$

## Organizational Performance Framework

Contract Section	Requirement	Annual	Evidence
School Charter and Mission - Article II	2.1 Charter The school is operating in locations listed in section 2.1.	x	Kuleana Portal SY Calendar: Received Student Admission Packet: Received
Governance - Article IV	4.6 School Governing Board Member Information	x	Kuleana Portal Governing Board Roster: Received
School Performance - Article V	5.1 The School has no outstanding Notices of Concern Or Deficiency	x	None
Academic Performance - Article VI	6.5 Virtual and Blended Programs Authorized virtual and/or blended programs adhere to the Commission's Online Virtual and Blended Learning Guidelines.	x	Does not apply
Financial Management - Article VIII	8.7 Quarterly Reports School submitted all quarterly financial reports to Commission.	x	Kuleana Portal: 4th Quarter (20-21): Received 1st Quarter (21-22): Received 2nd Quarter (21-22): Received 3rd Quarter (21-22): Received
Financial Management - Article VIII	8.8 Annual Budgets School submitted to the Commission, School's proposed budget for the upcoming fiscal year according to the requirements of the section.	x	Kuleana Portal: Annual Budget: Received
Financial Management - Article VIII	8.16 Enrollment Count Reports for Per-pupil funding The School provides projected enrollment counts for funding by May 15.	x	Kuleana Portal: Student Enrollment Projections for coming SY (22-23): Received

Contract Section	Requirement	Annual	Evidence
Admission, Enrollment, and Attendance - Article IX	9.3 Application and Admissions The School admission policies and procedures are approved by the Commission and follow HRS §302D-34.	x	Kuleana Portal Student Admission Packet: Received
Admission, Enrollment, and Attendance - Article IX	9.4 Enrollment Enrollment in the School is open to all students of ages and grades who are residents of the State of Hawai'i .	x	Kuleana Portal Student Admission Packet: Received
School Facilities - Article XIV	14.3 Compliance with Codes The School facilities comply with all applicable state and county building, zoning, fire, health, and safety code requirements, and the School complies at all times with the occupancy capacity limits.	x	Kuleana Portal Fire Inspection: Received